

Patient Dosing Diary



Cannabis for medical purposes isn't a one-size-fits-all treatment. Keeping a written record of the effects of your medical cannabis therapy helps you and your healthcare professional track the efficacy of different cannabis products.

As you pinpoint which cannabis products manage your symptoms best, you will gain confidence in your ability to choose and dose the medicine that is right for you.



Medical Cannabis. Simplified.™

The Spectrum is a simple colour-coding system designed to help you and your healthcare professional select the right medical cannabis product for you. Each colour represents a category of products according to their ratio of THC and CBD. Depending on your needs, you may wish to take a product containing THC, CBD, or a mixture of both.

Using The Spectrum



Red products are THC dominant



Blue products contain a balance of THC and CBD



Yellow products are CBD dominant

Our dedicated support team for patients is available to answer any questions you have.



1-855-558-9333

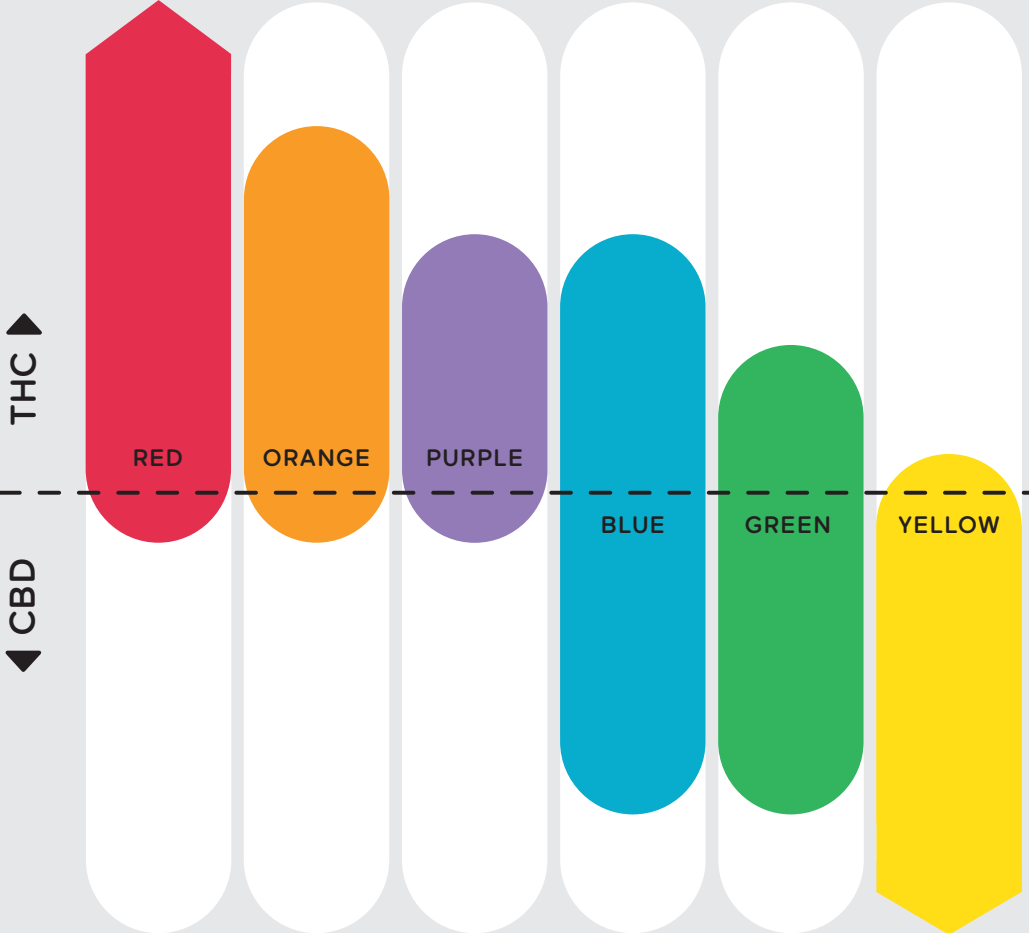


Care@SpectrumCannabis.com
















SpectrumCannabis.com

The Spectrum
















Notes

Date / /

Colour <input type="radio"/>  <input type="radio"/>  <input type="radio"/>  <input type="radio"/>  <input type="radio"/>  <input type="radio"/>  Red Orange Purple Blue Green Yellow	
Other products	
<input type="radio"/> Indica <input type="radio"/> Sativa <input type="radio"/> Hybrid	
Form <div style="display: flex; justify-content: space-around; align-items: flex-start;"> <div style="text-align: center;">  Flower <input type="radio"/> </div> <div style="text-align: center;">  Oil <input type="radio"/> </div> <div style="text-align: center;">  Softgels <input type="radio"/> </div> <div style="text-align: center;">  Milled <input type="radio"/> </div> </div>	<div style="display: flex; justify-content: space-around;"> <div style="text-align: center;"> THC Flower (%) _____ Oil (mg/mL) _____ Softgels (mg) _____ </div> <div style="text-align: center;"> CBD _____ _____ _____ </div> </div>
Dose consumed <div style="display: flex; justify-content: space-around; align-items: center;"> <div style="text-align: center;">  _____ inhalation(s) </div> <div style="text-align: center;">  _____ mL </div> <div style="text-align: center;">  _____ number </div> </div>	Time of use _____ AM _____ PM Was it effective? <input type="radio"/> Yes <input type="radio"/> No
Duration of effects	
Effects on symptoms	Unwanted effects
Symptom Scale Indicate the intensity of your primary symptom by circling the appropriate number from 1 (mild) to 10 (severe). Symptom _____ Before 1 2 3 4 5 6 7 8 9 10 After 1 2 3 4 5 6 7 8 9 10	Comments

Notes

Date / /

Colour <input type="radio"/>  Red <input type="radio"/>  Orange <input type="radio"/>  Purple <input type="radio"/>  Blue <input type="radio"/>  Green <input type="radio"/>  Yellow															
Other products															
<input type="radio"/> Indica <input type="radio"/> Sativa <input type="radio"/> Hybrid															
Form  Flower <input type="radio"/>  Oil <input type="radio"/>  Softgels <input type="radio"/>  Milled <input type="radio"/>		<table border="1"> <thead> <tr> <th></th> <th>THC</th> <th>CBD</th> </tr> </thead> <tbody> <tr> <td>Flower (%)</td> <td>_____</td> <td>_____</td> </tr> <tr> <td>Oil (mg/mL)</td> <td>_____</td> <td>_____</td> </tr> <tr> <td>Softgels (mg)</td> <td>_____</td> <td>_____</td> </tr> </tbody> </table>			THC	CBD	Flower (%)	_____	_____	Oil (mg/mL)	_____	_____	Softgels (mg)	_____	_____
	THC	CBD													
Flower (%)	_____	_____													
Oil (mg/mL)	_____	_____													
Softgels (mg)	_____	_____													
Dose consumed  _____ inhalation(s)  _____ mL  _____ number		Time of use _____ AM _____ PM													
		Was it effective? <input type="radio"/> Yes <input type="radio"/> No													
Duration of effects															
Effects on symptoms		Unwanted effects													
Symptom Scale Indicate the intensity of your primary symptom by circling the appropriate number from 1 (mild) to 10 (severe). Symptom _____ Before 1 2 3 4 5 6 7 8 9 10 After 1 2 3 4 5 6 7 8 9 10		Comments													














Notes

Date / /

Colour				<input type="radio"/> Red	<input type="radio"/> Orange	<input type="radio"/> Purple	<input type="radio"/> Blue	<input type="radio"/> Green	<input type="radio"/> Yellow		
Other products											
<input type="radio"/> Indica <input type="radio"/> Sativa <input type="radio"/> Hybrid											
Form				THC		CBD					
 Flower <input type="radio"/>	 Oil <input type="radio"/>	 Softgels <input type="radio"/>	 Milled <input type="radio"/>	Flower (%)	_____	_____	Oil (mg/mL)	_____	_____	Softgels (mg)	_____
Dose consumed				Time of use		_____ AM					
 _____ <small>inhalation(s)</small>	 _____ <small>mL</small>	 _____ <small>number</small>	_____ PM		Was it effective? <input type="radio"/> Yes <input type="radio"/> No						
Duration of effects											
Effects on symptoms						Unwanted effects					
Symptom Scale Indicate the intensity of your primary symptom by circling the appropriate number from 1 (mild) to 10 (severe). Symptom _____ Before 1 2 3 4 5 6 7 8 9 10 After 1 2 3 4 5 6 7 8 9 10						Comments					














Notes

Date / /

Colour <input type="radio"/>  <input type="radio"/>  <input type="radio"/>  <input type="radio"/>  <input type="radio"/>  <input type="radio"/>  Red Orange Purple Blue Green Yellow													
Other products													
<input type="radio"/> Indica <input type="radio"/> Sativa <input type="radio"/> Hybrid													
Form  <input type="radio"/> Flower  <input type="radio"/> Oil  <input type="radio"/> Softgels  <input type="radio"/> Milled	<table border="1"> <thead> <tr> <th></th> <th>THC</th> <th>CBD</th> </tr> </thead> <tbody> <tr> <td>Flower (%)</td> <td>_____</td> <td>_____</td> </tr> <tr> <td>Oil (mg/mL)</td> <td>_____</td> <td>_____</td> </tr> <tr> <td>Softgels (mg)</td> <td>_____</td> <td>_____</td> </tr> </tbody> </table>		THC	CBD	Flower (%)	_____	_____	Oil (mg/mL)	_____	_____	Softgels (mg)	_____	_____
	THC	CBD											
Flower (%)	_____	_____											
Oil (mg/mL)	_____	_____											
Softgels (mg)	_____	_____											
Dose consumed  _____ inhalation(s)  _____ mL  _____ number	Time of use _____ AM _____ PM Was it effective? <input type="radio"/> Yes <input type="radio"/> No												
Duration of effects													
Effects on symptoms	Unwanted effects												
Symptom Scale Indicate the intensity of your primary symptom by circling the appropriate number from 1 (mild) to 10 (severe). Symptom _____ Before 1 2 3 4 5 6 7 8 9 10 After 1 2 3 4 5 6 7 8 9 10	Comments												














Notes

Date / /

Colour <input type="radio"/>  <input type="radio"/>  <input type="radio"/>  <input type="radio"/>  <input type="radio"/>  <input type="radio"/>  Red Orange Purple Blue Green Yellow															
Other products															
<input type="radio"/> Indica <input type="radio"/> Sativa <input type="radio"/> Hybrid															
Form  <input type="radio"/> Flower  <input type="radio"/> Oil  <input type="radio"/> Softgels  <input type="radio"/> Milled		<table border="1"> <thead> <tr> <th></th> <th>THC</th> <th>CBD</th> </tr> </thead> <tbody> <tr> <td>Flower (%)</td> <td>_____</td> <td>_____</td> </tr> <tr> <td>Oil (mg/mL)</td> <td>_____</td> <td>_____</td> </tr> <tr> <td>Softgels (mg)</td> <td>_____</td> <td>_____</td> </tr> </tbody> </table>			THC	CBD	Flower (%)	_____	_____	Oil (mg/mL)	_____	_____	Softgels (mg)	_____	_____
	THC	CBD													
Flower (%)	_____	_____													
Oil (mg/mL)	_____	_____													
Softgels (mg)	_____	_____													
Dose consumed  _____ inhalation(s)  _____ mL  _____ number		Time of use _____ AM _____ PM Was it effective? <input type="radio"/> Yes <input type="radio"/> No													
Duration of effects															
Effects on symptoms		Unwanted effects													
Symptom Scale Indicate the intensity of your primary symptom by circling the appropriate number from 1 (mild) to 10 (severe). Symptom _____ Before 1 2 3 4 5 6 7 8 9 10 After 1 2 3 4 5 6 7 8 9 10		Comments													














Notes

Date / /

Colour <input type="radio"/>  <input type="radio"/>  <input type="radio"/>  <input type="radio"/>  <input type="radio"/>  <input type="radio"/>  Red Orange Purple Blue Green Yellow													
Other products													
<input type="radio"/> Indica <input type="radio"/> Sativa <input type="radio"/> Hybrid													
Form  Flower <input type="radio"/>  Oil <input type="radio"/>  Softgels <input type="radio"/>  Milled <input type="radio"/>	<table border="1"> <thead> <tr> <th></th> <th>THC</th> <th>CBD</th> </tr> </thead> <tbody> <tr> <td>Flower (%)</td> <td>_____</td> <td>_____</td> </tr> <tr> <td>Oil (mg/mL)</td> <td>_____</td> <td>_____</td> </tr> <tr> <td>Softgels (mg)</td> <td>_____</td> <td>_____</td> </tr> </tbody> </table>		THC	CBD	Flower (%)	_____	_____	Oil (mg/mL)	_____	_____	Softgels (mg)	_____	_____
	THC	CBD											
Flower (%)	_____	_____											
Oil (mg/mL)	_____	_____											
Softgels (mg)	_____	_____											
Dose consumed  _____ inhalation(s)  _____ mL  _____ number	Time of use _____ AM _____ PM Was it effective? <input type="radio"/> Yes <input type="radio"/> No												
Duration of effects													
Effects on symptoms	Unwanted effects												
Symptom Scale Indicate the intensity of your primary symptom by circling the appropriate number from 1 (mild) to 10 (severe). Symptom _____ Before 1 2 3 4 5 6 7 8 9 10 After 1 2 3 4 5 6 7 8 9 10	Comments												














Notes

Date / /

Colour <input type="radio"/>  <input type="radio"/>  <input type="radio"/>  <input type="radio"/>  <input type="radio"/>  <input type="radio"/>  Red Orange Purple Blue Green Yellow													
Other products													
<input type="radio"/> Indica <input type="radio"/> Sativa <input type="radio"/> Hybrid													
Form  <input type="radio"/> Flower  <input type="radio"/> Oil  <input type="radio"/> Softgels  <input type="radio"/> Milled	<table border="1"> <thead> <tr> <th></th> <th>THC</th> <th>CBD</th> </tr> </thead> <tbody> <tr> <td>Flower (%)</td> <td>_____</td> <td>_____</td> </tr> <tr> <td>Oil (mg/mL)</td> <td>_____</td> <td>_____</td> </tr> <tr> <td>Softgels (mg)</td> <td>_____</td> <td>_____</td> </tr> </tbody> </table>		THC	CBD	Flower (%)	_____	_____	Oil (mg/mL)	_____	_____	Softgels (mg)	_____	_____
	THC	CBD											
Flower (%)	_____	_____											
Oil (mg/mL)	_____	_____											
Softgels (mg)	_____	_____											
Dose consumed  _____ inhalation(s)  _____ mL  _____ number	Time of use _____ AM _____ PM Was it effective? <input type="radio"/> Yes <input type="radio"/> No												
Duration of effects													
Effects on symptoms	Unwanted effects												
Symptom Scale Indicate the intensity of your primary symptom by circling the appropriate number from 1 (mild) to 10 (severe). Symptom _____ Before 1 2 3 4 5 6 7 8 9 10 After 1 2 3 4 5 6 7 8 9 10	Comments												














Notes

Date / /

Colour <input type="radio"/>  <input type="radio"/>  <input type="radio"/>  <input type="radio"/>  <input type="radio"/>  <input type="radio"/>  Red Orange Purple Blue Green Yellow													
Other products													
<input type="radio"/> Indica <input type="radio"/> Sativa <input type="radio"/> Hybrid													
Form  <input type="radio"/> Flower  <input type="radio"/> Oil  <input type="radio"/> Softgels  <input type="radio"/> Milled	<table border="1"> <thead> <tr> <th></th> <th>THC</th> <th>CBD</th> </tr> </thead> <tbody> <tr> <td>Flower (%)</td> <td>_____</td> <td>_____</td> </tr> <tr> <td>Oil (mg/mL)</td> <td>_____</td> <td>_____</td> </tr> <tr> <td>Softgels (mg)</td> <td>_____</td> <td>_____</td> </tr> </tbody> </table>		THC	CBD	Flower (%)	_____	_____	Oil (mg/mL)	_____	_____	Softgels (mg)	_____	_____
	THC	CBD											
Flower (%)	_____	_____											
Oil (mg/mL)	_____	_____											
Softgels (mg)	_____	_____											
Dose consumed  _____ inhalation(s)  _____ mL  _____ number	Time of use _____ AM _____ PM Was it effective? <input type="radio"/> Yes <input type="radio"/> No												
Duration of effects													
Effects on symptoms	Unwanted effects												
Symptom Scale Indicate the intensity of your primary symptom by circling the appropriate number from 1 (mild) to 10 (severe). Symptom _____ Before 1 2 3 4 5 6 7 8 9 10 After 1 2 3 4 5 6 7 8 9 10	Comments												

Notes

Date / /

Colour <input type="radio"/>  <input type="radio"/>  <input type="radio"/>  <input type="radio"/>  <input type="radio"/>  <input type="radio"/>  Red Orange Purple Blue Green Yellow													
Other products													
<input type="radio"/> Indica <input type="radio"/> Sativa <input type="radio"/> Hybrid													
Form  <input type="radio"/> Flower  <input type="radio"/> Oil  <input type="radio"/> Softgels  <input type="radio"/> Milled	<table border="1"> <thead> <tr> <th></th> <th>THC</th> <th>CBD</th> </tr> </thead> <tbody> <tr> <td>Flower (%)</td> <td>_____</td> <td>_____</td> </tr> <tr> <td>Oil (mg/mL)</td> <td>_____</td> <td>_____</td> </tr> <tr> <td>Softgels (mg)</td> <td>_____</td> <td>_____</td> </tr> </tbody> </table>		THC	CBD	Flower (%)	_____	_____	Oil (mg/mL)	_____	_____	Softgels (mg)	_____	_____
	THC	CBD											
Flower (%)	_____	_____											
Oil (mg/mL)	_____	_____											
Softgels (mg)	_____	_____											
Dose consumed  _____ inhalation(s)  _____ mL  _____ number	Time of use ____ AM ____ PM Was it effective? <input type="radio"/> Yes <input type="radio"/> No												
Duration of effects													
Effects on symptoms	Unwanted effects												
Symptom Scale Indicate the intensity of your primary symptom by circling the appropriate number from 1 (mild) to 10 (severe). Symptom _____ Before 1 2 3 4 5 6 7 8 9 10 After 1 2 3 4 5 6 7 8 9 10	Comments												

To continue building your dosing diary, request a new booklet from your healthcare professional or download a digital copy at SpectrumCannabis.com.

Feel free to contact us:

Our dedicated support team
for patients is available to answer
any questions you have.



1-855-558-9333



1-888-977-2595



Care@SpectrumCannabis.com



SpectrumCannabis.com



Medical Cannabis.
Simplified.™